



SHJOOLA – “Making a difference...”



# Online Academy




## South Hills Junior Orchestra

### Project 39

Kickoff Announcement &  
General Instructions  
October 6, 2020





SHJO ONLINE ACADEMY © 2020 Paul K. Fox

1

# Welcome! Introducing Project 39

*Giving the virtual gift of music!*

**Today's Agenda:**

1. Introductions and inspiration from Augusto B.
2. Unveiling SHJO.clip #39
3. The “Why,” followed by the Who-What-When-Where-How
4. Step-by-step instructions
5. The music and the audience
6. A few recommendations
7. More “how-to” resources




SHJO ONLINE ACADEMY PROJECT 39 © 2020 Paul K. Fox


2

## Introductions and inspiration

- SHJOOLA member Augusto B.
- Brief background of guest
- His own in-person & online music-making
- Rationale and creation of videos and a YouTube channel “Quarantine Violin”

<https://www.youtube.com/playlist?list=PL6Dh11oVQssJfM4Ck2wyCPunuxh9tfn1Q>

**Quarantine Violin**  
A Tutorial



SHJO ONLINE ACADEMY PROJECT 39 © 2020 Paul K. Fox 3

3

## Introductions and inspiration





<https://www.youtube.com/playlist?list=PL6Dh11oVQssJfM4Ck2wyCPunuxh9tfn1Q>

**Quarantine Violin**  
A Tutorial




SHJO ONLINE ACADEMY PROJECT 39 © 2020 Paul K. Fox 4

4


## Unveiling SHJO.clip #39

- Released on October 6
- Devoted to recording and posting video and audio performance recordings
- Links to be added to SHJOLA playlist and distributed to community

# Project 39



<http://www.shjo.org/clips>



SHJO ONLINE ACADEMY PROJECT 39 © 2020 Paul K. Fox 5

5



*A Mosaic of Members and Music,  
Where All Musicians  
Learn, Grow and Lead.*

# SHJO.clips



Create Listen Inspire Practice Share

Resources to keep up with your exploration and mastery of music.


<http://www.shjo.org/clips>



SHJO ONLINE ACADEMY PROJECT 39 © 2020 Paul K. Fox 6

6

# Project 39



**Who?**  
**SHJOOLA musicians, family members, & friends!**  
 Anyone who is willing to join us to create a "musical gift."

**What?**  
**Recording and sharing of solo music performances on the SHJOOLA YouTube Channel**  
 Record a piece on your smartphone, tablet, or computer, upload it to your own YouTube channel, and share it on our Project 39 playlist.

**When?**  
**Begin NOW... because there's no time like the present!**  
 On your own time schedule, as soon as you are ready to "make music!"

**Where?**  
**At Home on Your Device**  
 Anywhere where it's safe and social distanced... even from your bedroom!


**How?**  
**Follow these steps:**

1. First, get inspired by Augusto B., and watch his "how-to" video:  
<https://youtu.be/37Xd0N4rfAc> followed by the official Project 39 kickoff video:
2. It's pretty simple:
  - a. Just prepare something. It can be a folk song, popular piece, solo from a past lesson, one of the "Classics," a melodic excerpt from the SHJO or school folder, etc. Think about your audience. Many like things they have heard before: musicals, TV/movie/patriotic themes, etc.
  - b. Record it using any device (use voice memo or camera app).
  - c. Include the title, composer, and description of your work.
  - d. Upload it to your own YouTube channel.
  - e. Email the link to [shjoonlineacademy@gmail.com](mailto:shjoonlineacademy@gmail.com)

**Why?**  
**To reach out, cheer up, and entertain others who are restricted due to the pandemic.**  
 Because we care... and if it would make someone feel better or a little less lonely, why wouldn't we try to share our unique musical talents?

SHJO ONLINE ACADEMY PROJECT 39

© 2020 Paul K. Fox



7

7

## Step by step...

1. Create recordings
2. Upload movie to your YouTube channel

- a. Choose music
- b. Set-up device and room for recording
- c. Start the video
- d. Introduce yourself & piece, play, and don't forget to bow

SHJO ONLINE ACADEMY PROJECT 39

© 2020 Paul K. Fox


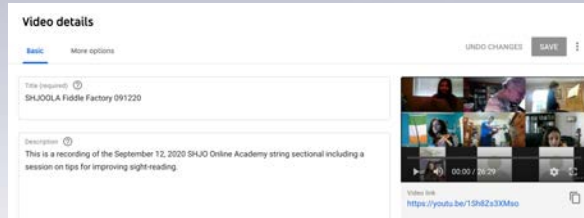
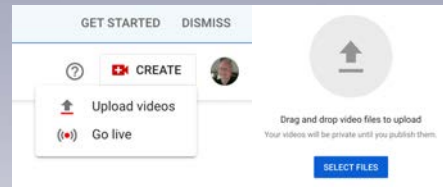


8

8

# Step by step...

1. Create recordings
2. Upload movie to your YouTube channel



# Step by step...

- |   |   |
|---|---|
| <ol style="list-style-type: none"> <li>1. Create recordings</li> <li>2. Upload movie to your YouTube channel</li> <li>3. Share link with <a href="mailto:shjoonlineacademy@gmail.com">shjoonlineacademy@gmail.com</a></li> <li>4. Distribute</li> </ol> | <p>Send email of</p> <ol style="list-style-type: none"> <li>1. The YouTube URL</li> <li>2. Include in the body of the message the title, composer, style/genre, and other information</li> <li>3. Be sure to include your full name in the email and date of performance</li> </ol> |
|---|---|



## The music and the audience

What types of music would be best?

- Popular, folk, patriotic, movie/TV themes, musicals, “golden age,” “the Classics,” etc.
- Performed well
- Tell a story



11

## A few recommendations

1. Start with something old, easy, and fun!
2. Practice it first. Can you play the music straight through without mistakes?
3. Consider your mic placement, lighting, background, position.
4. Limit outside noise and interruptions.
5. Review your video, retake if necessary.
6. Write a short story for your video description (style/genre, why you selected it, your bio, etc.)



12

# Resources



- Augusto’s tutorial <https://youtu.be/37Xd0N4rfAc>
- How to Video Record Your Music [https://youtu.be/6Z\\_Hy4dFiD](https://youtu.be/6Z_Hy4dFiD)
- How to Make YouTube Videos on Your Phone <https://youtu.be/ek53TQ9U35o>



SHJO ONLINE ACADEMY PROJECT 39 © 2020 Paul K. Fox


13

13

## SHJOOLA – “Making a difference...”



# Online Academy



### South Hills Junior Orchestra

**THANK YOU!**

Now go out there and share a caring *musical gift!*



SHJO ONLINE ACADEMY

14